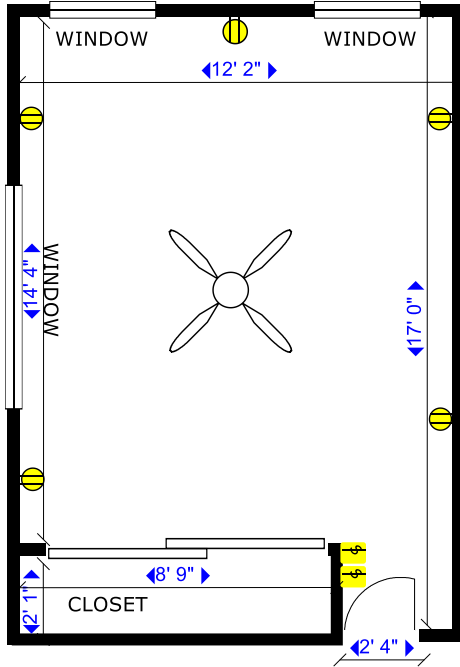


HOW TO MEASURE GUIDE



Measure the height and width of each wall in the room.

Measure from one corner to the opposite corner to confirm the room is square or has crooked angles.

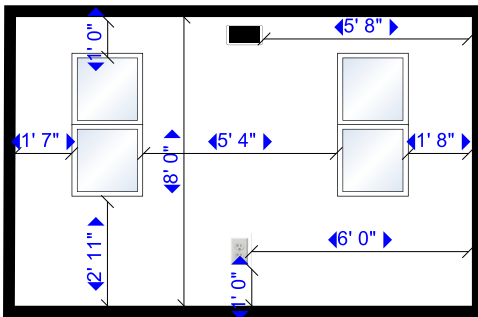
Measure your windows, doors and how high the windows are from the floor. Note the direction the door swings into the room

Note the location of each electrical outlet and light switches. Measure how far each outlet is from the wall. Do the same for the light switches

Note the location of any ceiling fixtures such as recessed cans and ceiling fans





Note the location of wall studs .
You can pick up an inexpensive stud finder at your local hardware store. You will need to know the location when you hang art or mirrors.

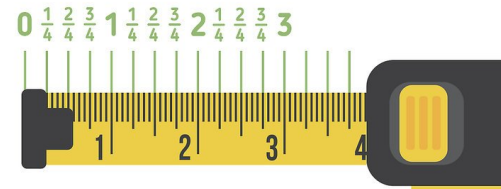
Note the location of any heating and cooling vents.



ELEVATION

SYMBOLS

-  Electrical Outlets
-  Light Switch
-  Window
-  Heating and Cooling Vent.



How to read a measuring tape